

# MOTOR MUSTER

## 2014 Registration Procedures for RETURNING Participants

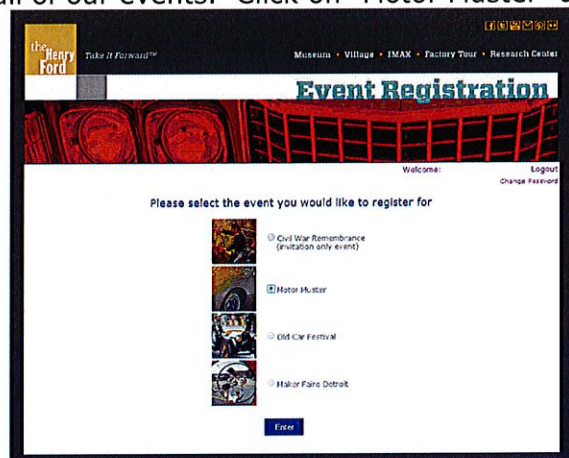
1. Go to <http://registration.thehenryford.org>
2. You will see a login page. Log in with your information from 2013. If you do not remember your password, click on the **"Forgot your password?"** link.



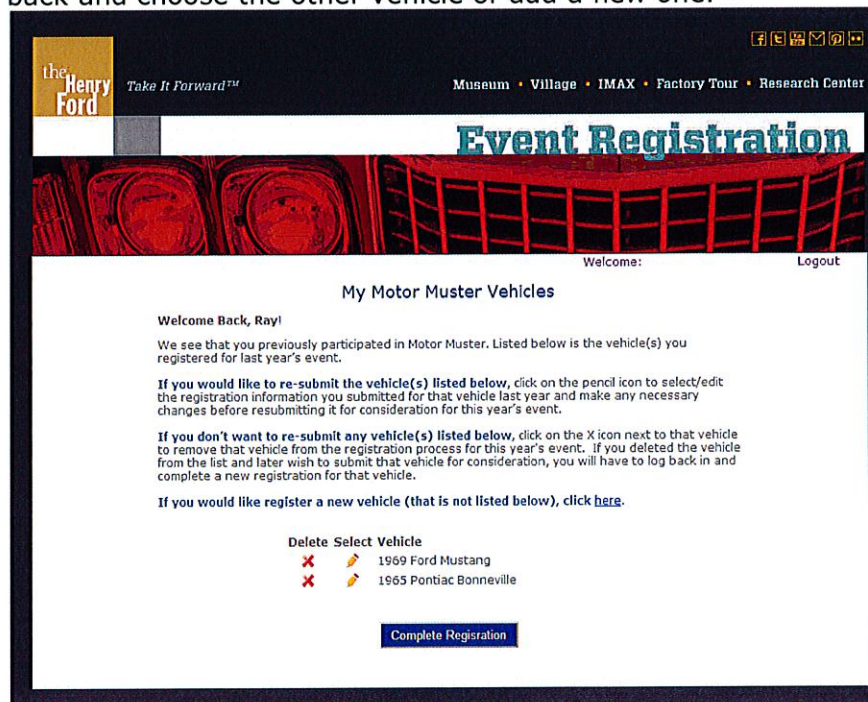
The screenshot shows a login page with the following elements:

- Logo:  login
- Message: "Thank you for registering for one of The Henry Ford Events! We look forward to providing you with a memorable experience."
- Form fields: "Email Address:" and "Password:" with input boxes.
- Button: "login" (blue)
- Link: "Forgot your password?"
- Footer: "Don't have an Event Registration account? Sign up now!"

3. You will see a page listing all of our events. Click on "Motor Muster" and then **"Go."**



4. You will see a page that gives some instructions along with the vehicles that we have on record from 2013 for you. Read the instructions, and choose a vehicle that you would like to register. You will have a chance to come back and choose the other vehicle or add a new one.



5. You will see a page that has all your vehicle information as it was entered in 2013. Review the information for accuracies, and make any changes where necessary. Enter all required information and hit **"Enter."**

Welcome: Logout

### Motor Muster Registration

**Vehicle Information**

Vehicle Type	Car	Vehicle Year	1969
Vehicle Make	Ford	Vehicle Model	Mustang
Body Style	Mach 1	Cylinders	8


**Vehicle Restored**  
Is this vehicle restored?  
 Yes  No

**Vehicle Modified**  
Is this vehicle modified from factory original condition in any way, including wheels and tires?  
 Yes  No

**Miscellaneous**  
Has this vehicle been registered before for Motor Muster?  
 Yes  No

Insurance Company  Policy Nbr   
 Driver License Nbr

**Images From Last Year**



Note: You can add or delete photos for this vehicle on the following confirmation page, after submitting this page.

**Motor Muster Criteria Rules and Participant Waiver Form**  
[Read Criteria Rules](#)

I have read and accept the [terms and conditions](#) outlined in the participant waiver form.

Note: You can add additional vehicles after you submit the current vehicle

6. You will see a confirmation and summary page of the information that you just entered. Check it for accuracy, and hit **"Enter"** if you are satisfied. If you need to make changes, click **"Back."**


Please confirm this year's registration information

<b>Vehicle</b>	
Vehicle Type	Car
Vehicle Year	1969
Vehicle Make	Ford
Vehicle Model	Mustang
Body Style	Mach 1
Number of Cylinders	8
Vehicle Restored	True
Restored Text	<input type="text" value="restored text..."/>
Any Part Repainted	False
Any Part Text	<input type="text"/>
Body/Trim Replaced	False
Body/Trim Text	<input type="text"/>
Interior Replaced	False
Interior Replaced Text	<input type="text"/>
Major Component Replaced	False
Major Component Replaced Text	<input type="text"/>
Vehicle Modified	False
Modified	<input type="text"/>
Vehicle Registered Before	True
<b>Miscellaneous</b>	
Insurance Co.	AAA
Policy Number	383838
Driver License Nbr.	G9876543210
Website	
Date-Time	3/7/2013 7:35:00 AM

---

**Vehicle Images**

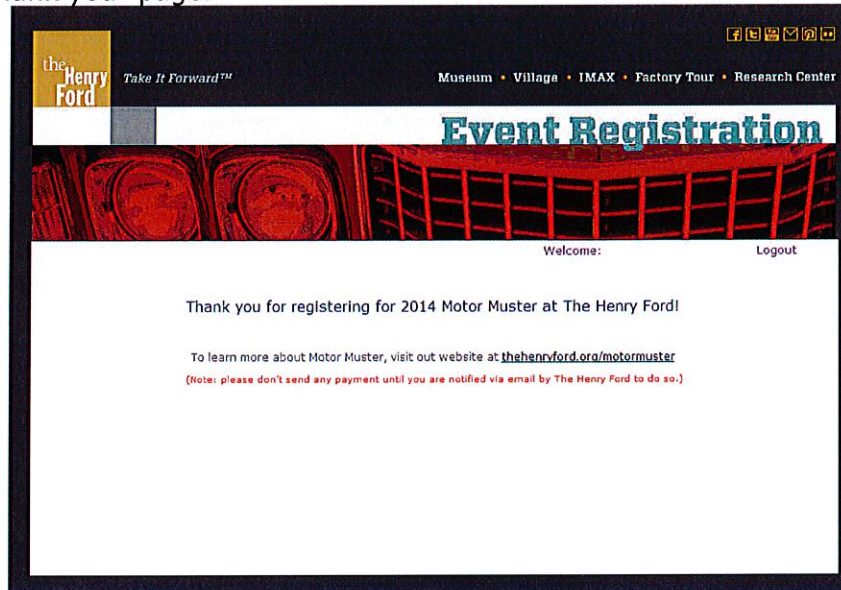
No file chosen

Delete 

7. You will be returned to the "My Motor Muster Vehicles" page. At this point, you have a few options:  
If you have more than one vehicle in our online system, you can choose to submit another vehicle and then follow the same process as in steps 5 & 6 above.  
You can choose to add a new vehicle by clicking on the link provided where it says **"If you would like to register a new vehicle..."** You will then need to submit all new vehicle information.  
If you do not have any other vehicles in our system, you can choose **"Complete Registration."**

When you are finished adding any and all vehicles, click on **"Complete Registration."**

8. You will see a "Thank you" page.



**You are now registered in our system. Your admittance to the 2014 Motor Muster will be pending until you are accepted by a member of The Henry Ford. Once your vehicle is accepted, you will receive payment information. After you make your payment, you will receive a confirmation email with a link to details about our event.**

**If you are registering a vehicle for the first time, your vehicle must be approved by one of our staff of curators. This may take up to a few weeks.**

**You will receive further pertinent information from a member of The Henry Ford Creative Programs team.**