

MOTOR MUSTER

2014 Registration Procedures for NEW Participants

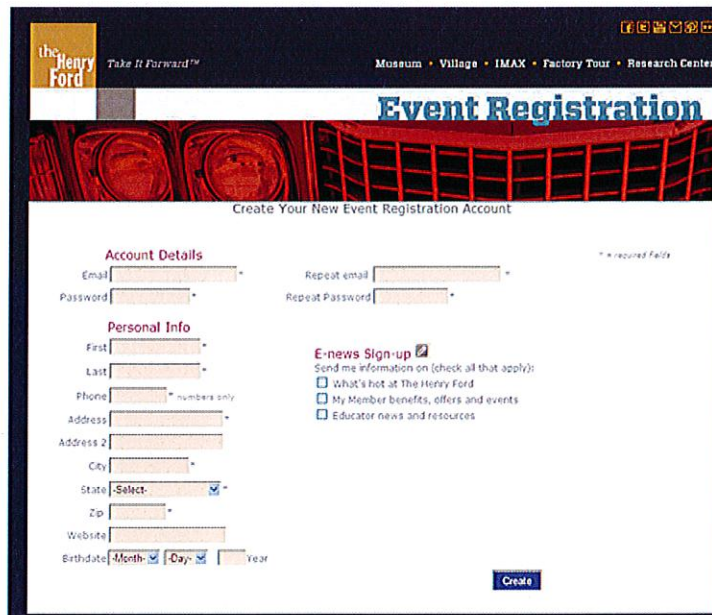
1. Go to <http://registration.thehenryford.org>
2. You will see a login page. Click on **"Sign up now!"** at the bottom of the box.



The screenshot shows a login box with the following elements:

- Icon of a computer and a key.
- Text: "login"
- Text: "Thank you for registering for one of The Henry Ford Events! We look forward to providing you with a memorable experience."
- Form fields: "Email Address:" and "Password:"
- Button: "login"
- Text: "Forgot your password?"
- Text at the bottom: "Don't have an Event Registration account? Sign up now!"

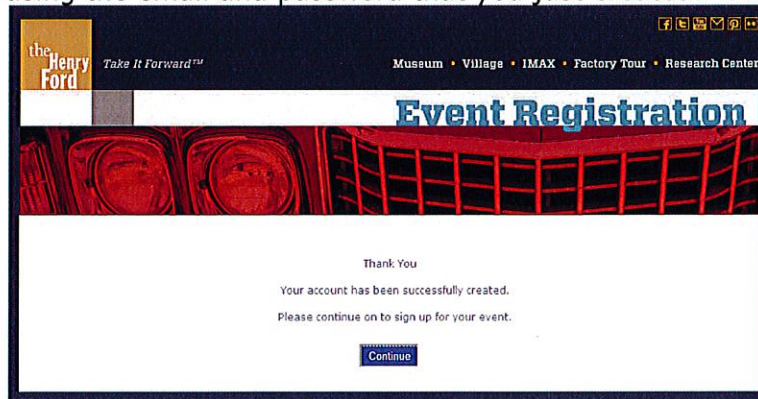
3. You will see a page asking for your account details, user name, password, and personal information. Enter all required information. Your Account Details (email address and password) will be used in subsequent logins. Your Personal Information will be stored in our database. Click **"Create."**



The screenshot shows the registration form with the following sections:

- Header: "the Henry Ford Take It Forward™" and "Museum • Village • IMAX • Factory Tour • Research Center"
- Section: "Event Registration"
- Section: "Create Your New Event Registration Account"
- Section: "Account Details" with fields for "Email" and "Repeat email", "Password" and "Repeat Password".
- Section: "Personal Info" with fields for "First", "Last", "Phone", "Address", "Address 2", "City", "State", "Zip", "Website", and "Birthdate" (Month, Day, Year).
- Section: "E-news Sign-up" with a checked checkbox and options: "What's hot at The Henry Ford", "My Member benefits, offers and events", and "Educator news and resources".
- Button: "Create"

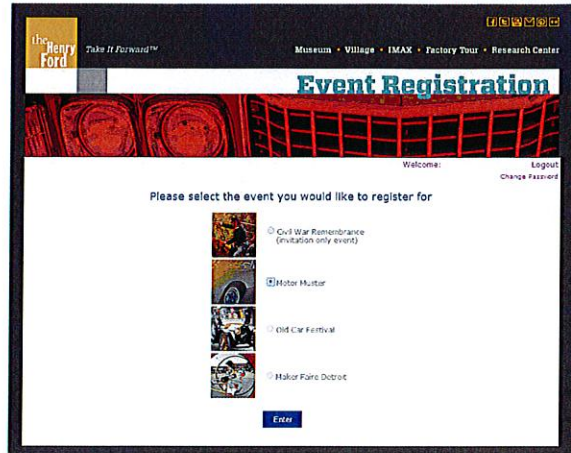
4. You will see a page confirming your account. You will be able to access this account and register for events in the future using the email and password that you just created. Click **"Continue."**



The screenshot shows a confirmation page with the following elements:

- Header: "the Henry Ford Take It Forward™" and "Museum • Village • IMAX • Factory Tour • Research Center"
- Section: "Event Registration"
- Text: "Thank You"
- Text: "Your account has been successfully created. Please continue on to sign up for your event."
- Button: "Continue"

5. You will see a page listing all of our events. Click on "Motor Muster" and then "Go."



6. You will see a page that asks for all your vehicle information. Enter all required information and hit "Submit."

- If your vehicle has not been restored, you will need to give subsequent information regarding your vehicle.
- If your vehicle has been modified, you will need to give subsequent information about any modifications you have made.
- If your vehicle **HAS NOT** been registered before at Motor Muster, you **MUST** submit THREE photos:
 - A ¾ angle picture of the front and side
 - A ¾ angle picture of the back and side
 - A full side profile picture
- To upload files, click on "Browse" and find the file on your computer. Once you have found the file, click on it, and click "Upload File(s)." You may also click on the blue "i" to get more information on how to upload a file.

Vehicle Information

Vehicle Type	<input type="text" value="Car"/>	Vehicle Year	<input type="text" value="1971"/>
Vehicle Make	<input type="text" value="Ford"/>	Vehicle Model	<input type="text" value="Galaxy 500"/>
Body Style	<input type="text" value="sedan"/>	Cylinders	<input type="text" value="8 (0 if n/a)"/>

Vehicle Restored
Is this vehicle restored?
 Yes No

Vehicle Modified
Is this vehicle modified from factory original condition in any way, including wheels and tires?
 Yes No

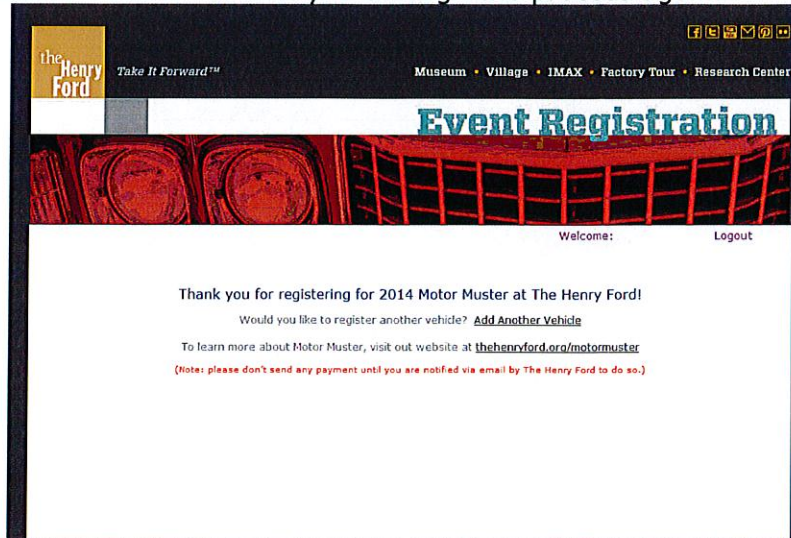
Miscellaneous
Has this vehicle been registered before for Motor Muster?
 Yes No

Insurance Company Policy Nbr
Driver License Nbr

Image File Upload
New Registrants must upload 3 current, color, ¾ angle photographs of the vehicle. These photos should show the front, rear and side of the vehicle, including wheels. Image upload for returning registrants is optional. (Browse to select your files, then click 'Upload Files')
 No file selected.
x pix001006.jpg
x pix001024.jpg
x pix001023.jpg

Motor Muster Criteria Rules and Participant Waiver Form
[Read Criteria Rules](#)
 I have read and accept the [terms and conditions](#) outlined in the participant waiver form.

7. You will see a "Thank you" page. If you wish to register additional vehicles for Motor Muster, click on "**Add Another Vehicle**" and it will take you through the process again.



You are now registered in our system. Your admittance to the 2014 Motor Muster will be pending until you are accepted by a member of The Henry Ford. Once your vehicle is accepted, you will receive payment information. After you make your payment, you will receive a confirmation email with a link to details about our event.

If you are registering a vehicle for the first time, your vehicle must be approved by one of our staff of curators. This may take up to a few weeks.

You will receive further pertinent information from a member of The Henry Ford Creative Programs team.